




The Mega Conference has GONE GREEN! Please refer to the instructions below to download and start using this year's event app!

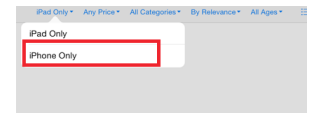
Downloading the Conference App

To download the app, simply go to your app store. Search “Attendify App” on your apple and android devices. Once the app shows up, you should choose to download the app to your device.



Please Note: Accessing on your iPad

Please make sure to switch to “iPhone only” mode while searching for the app on your iPad on the App Store. This option is located in the upper left hand corner of your screen.



You Can Access the App Information on your Computer!

You can access the following link on your computer if you prefer: <http://z7fkzt.attendify.io/>


***Note - this is the website for the app content only. The official Mega Conference website can be accessed online at www.megawisconsin.com.**

Search For the Event and Create your Profile!

1. Upon opening the Attendify app, type in “2018 Mega Conference” in the “search events” box.
2. Click the blue “Join” button at the bottom of your screen.
3. Please take a moment to create your profile which will be part of the conference community where you will receive notifications, and connect with other attendees throughout the event.

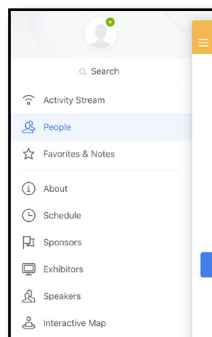
Notes to creating your profile: Enter as much information as you wish to include.

Name and email address are required. Click the blue check mark at the top right hand side of the screen to continue to the app when you are finished with your profile.



Access Conference Information

- Schedule
- Speaker information
- Speaker handouts
- Sponsor listing
- Exhibitor listing
- Interactive Map of event location & exhibit hall



Questions

If you still have questions regarding the new event app, please stop by the Attendify Help Desk near registration or ask any one of our Mega Conference staff (look for the pink “Ask Me” ribbon).